







Prime Areas				Specific Areas				
Week / Fiction/Non-Fiction text:	PSED	Physical Development	Communication & Language	Literacy	Letters & Sounds	Mathematics	Understanding the world	Expressive Arts & Design
<b>Week 8</b> 30/10/17-03/11/17 Closure days: 30/10/17 & 31/10/17 Fiction text: <b>'This is the Bear'</b> . 	<p><b>Class rules.</b> Reinforce classroom rules from the previous half-term.</p> <p>Interacting with other children to act out experiences.</p> <p>Working together. Playing alongside each other.</p> <p>Carnivals around the world. Bridgwater carnival. Guy Fawkes: Firework safety. Bonfire night.</p> 	<p>Finger gym - fine motor activities, threading, cutting, play dough, anti-clockwise movements.</p> <p>Forming letter shapes for letter sounds.</p> <p>Changing for P.E</p> <p>P.E session with Mr Wright. Using the outdoor vehicles. Using utensils/tools for spreading jam/honey on bread for sandwiches and cutting into halves.</p>	<p>Listening to stories. Sitting together. Talking about the stories. Offering opinions and ideas.</p> <p>Talk about special times spent with family; going to the carnival, firework displays.</p>	<p><b>Wow starter session</b> to introduce the Fiction text; <b>'This is the Bear'</b>. Teddy Bear hunt/Teddy Bears picnic. Bring in a teddy bear/soft toy from home.</p> <p>Individual reading/ Guided Reading.</p> <p>Share a book</p>	<p>Phase 1/2 activities. Differentiated according to abilities. (Refer to separate weekly plans).</p>	<p>Counting how many children are in school today. Counting bears, sorting bears by colour, estimate how many bears are on the table. Matching numbers to bear sets.</p>	<p>Find out about Autumn events: 'Guy Fawkes/Bonfire night'.</p> <p>Prepare jam/honey sandwiches for a teddy bears picnic.</p>	<p>Bridgwater Carnival/Bonfire night art. Splatter paintings/Coloured chalks</p>  <p>Music session; taught by Music Teacher; Mrs Joliffe.</p>
<b>Week 9</b> 06/11/17-10/11/17 Fiction text: Focus: Sequencing the story <b>'This is the Bear'</b> .	<p><b>Remembrance Day:</b> Why we remember the soldiers. The significance of poppies.</p>  <p>Telling stories to each other, building confidence. Caring for others and caring for toys.</p>	<p>Finger gym - fine motor activities, threading, cutting, play dough, anti-clockwise movements.</p> <p>Forming letter shapes for</p>	<p>Listening to stories. Sitting together. Talking about the stories. Offering opinions and ideas.</p> <p>Retelling the story of 'This is the Bear'.</p> <p>Role-play the</p>	<p>Retell the story using the signs and actions. Sequence what happens in the story. Describe the story</p>	<p>Phase 1 and 2 activities: Differentiated according to abilities. (Refer to separate weekly plans).</p>	<p>Counting how many children are in school today. Counting bears, sorting bears by colour, estimate how many bears are on the table. Matching</p>	<p>Recycling materials related to the story; Sort a selection of objects according to the material e.g. paper, cardboard. Plastic, glass ... <b>Forest School</b></p>	<p>Make poppies for Remembrance Day.</p> <p>Music session; taught by Music Teacher; Mrs Joliffe.</p>

		<p>letter sounds.</p> <p>Changing for P.E: P.E session with Mr Wright. Using the outdoor vehicles.</p>	<p>story. Draw a story map.</p>	<p>setting.</p> <p>Individual reading/ Guided Reading.</p> <p>Share a book</p>		<p>numbers to bear sets.</p> <p>Addition of bears; combining two sets of bears, Matching teddy bears to numicon and numeral.</p>	<p>(Refer to separate planning).</p> <p><u>Computing:</u> Fresco program: 'Fireworks'. Explore tools.</p>	
<p><b>Week 10</b> 23/11/17-27/11/17</p> <p><u>Fiction text:</u> Focus: Sequencing the story <u>Innovation of the story of 'This is the Bear'.</u> Change to 'This is the Penguin'.</p> 	<p>The importance of family: Who is in our family? How do we show our family members that we care?</p>	<p>Finger gym - fine motor activities, threading, cutting, play dough, anti-clockwise movements. Forming letter shapes for letter sounds. Changing for P.E: P.E session with Mr Wright. Using the outdoor vehicles.</p>	<p>Change the story setting to the North Pole, learn vocabulary related to cold places. Role-play post office.</p>	<p>Sequence what happens in the story. Describe the story setting. Role-play post office, writing letters, postman etc. Draw a story map.</p> <p>Individual reading/ Guided Reading.</p> <p>Share a book</p>	<p>Phase 1 and 2 activities.</p>	<p>1 more, 1 less. Combining two sets of penguins on icebergs. Penguins slide to add two numbers. Matching penguins to numicon and numerals.</p>	<p>Creating Arctic and Antarctic environments, looking at people who live in cold countries, comparing environments.</p> <p>Changing materials; melting ice experiment.</p> <p><b>Forest School</b> (Refer to separate planning).</p> <p><u>Computing:</u> Fresco: Drawing penguins</p>	<p>Creating clay penguins to go with the innovated story and the stories of Penguin Small, Lost and Found.</p> <p><u>Music session:</u> taught by Music Teacher; Mrs Joliffe.</p>
<p><b>Week 11</b> 20/11/17-24/11/17</p> <p>Inset day: 24/11/17</p> <p><u>Non-Fiction text:</u> <u>Penguins: Lists.</u></p>	<p>What am I proud of this term so far? What have I done well? What do I need to improve? How am I going to get better next half term? Talking about how actions can affect other people, exploring different scenarios.</p>	<p>Finger gym - fine motor activities, threading, cutting, play dough, anti-clockwise movements. Forming letter</p>	<p>List of penguin facts. Children are to learn the list of penguin facts and be able to retell to each other.</p>	<p>Writing lists of what penguins eat, types of penguin, where they live.</p>	<p>Phase 1 and 2 activities:</p>	<p>Comparing using the language; more and fewer. Doubling penguins in the water (water tray)</p>	<p><u>Computing:</u> Beebots</p> <p><b>Forest School</b> (Refer to separate planning).</p>	<p>Painting penguins pictures to be used for calendars.</p> <p><u>Music session:</u> taught by Music Teacher; Mrs</p>



**Week 12**  
27/11/17-  
01/12/17

**Non-Fiction text:**  
Christmas Lists.

**Advent:** (Advent Sunday: 3<sup>rd</sup> December)  
What is advent?  
How is it celebrated?  
Advent candles in church  
Making Christingles.  
**Introduce the class Advent calendar.**



shapes for letter sounds.  
Changing for P.E:  
P.E session with Mr Wright.  
Using the outdoor vehicles.

Finger gym - fine motor activities, threading, cutting, play dough, anti-clockwise movements.  
Forming letter shapes for letter sounds.

Changing for P.E:  
P.E session with Mr Wright.  
Using the outdoor vehicles.

Children to discuss their Christmas list, talk about what they would like for Christmas.

Individual reading/  
Guided Reading.

Share a book

Children to write a Christmas list/letter to Father Christmas.  
Children to visit the post box and send their letter away.

Individual reading/  
Guided Reading.

Share a book

Phase 1 and 2 activities:

3D Shapes, junk modelling.  
Pattern making,  
Fruit/veg (potato) prints to create wrapping paper patterns.

**Forest School**  
(Refer to separate planning).

Computing;  
Beebots

Joliffe.

Children to make their headdresses for the Christmas/Nativity Play.

Music session:  
taught by Music Teacher; Mrs Joliffe.

**Week 13**  
04/12/17-  
08/12/17

**Assessment Week**

**Christmas traditions**  
The significance of Christmas to Christians: The Nativity Story.  
  
Advent calendar

Finger gym - fine motor activities, threading, cutting, play dough, anti-clockwise movements.  
Forming letter shapes for letter sounds.

Talk about what the children do at Christmas: Traditions and family events.

Role-play the 'Nativity' story.

Reading/  
Phonics assessments.  
**Assessments**

Sequence the 'Nativity' story. Use the Nativity character puppets. Set

Phase 1 and 2 activities:


**Assessments**

**Forest School**  
(Refer to separate planning).

Computing;  
Sequence pictures of the 'Nativity' story.

Christmas cards, activities.

Music session:  
taught by Music Teacher; Mrs Joliffe.

		<p>Changing for P.E: P.E session with Mr Wright. Using the outdoor vehicles.</p>		<p>up role-play area as the stable from the Nativity story.</p> <p>Individual reading/ Guided Reading.</p> <p>Share a book</p>				
<p><b>Week 14</b> 1/12/17-5/12/17 <b>Christmas themed</b> West End Production: Beauty &amp; the Beast.</p> 	<p><u>Christmas traditions</u> How different cultures celebrate Christmas.</p> <p>Advent calendar</p>	<p>Finger gym - fine motor activities, threading, cutting, play dough, anti-clockwise movements. Forming letter shapes for letter sounds. Changing for P.E: P.E session with Mr Wright. Using the outdoor vehicles.</p>	<p>Talk about what the children do at Christmas: Traditions and family events.</p>	<p><b>Activities to be decided.</b></p> <p>Individual reading/ Guided Reading.</p> <p>Share a book</p>	<p>Phase 1 and 2 activities:</p>	<p><b>Activities to be decided.</b></p>	<p>Talk about what the children do at Christmas: Traditions and family events.</p> <p><u>Computing</u>; Christmas pictures/patterns.</p> <p><b>Forest School</b> (Refer to separate planning).</p>	<p>Christmas cards, activities.</p> <p><u>Music session</u>; taught by Music Teacher; Mrs Joliffe.</p>
<p><b>Week 15</b> 8/12/17- 19/12/17 <b>Christmas themed</b> Art &amp; Design Curriculum Day: 18/12/17</p>	<p><u>Christmas traditions</u> How different cultures celebrate Christmas.</p> <p>Advent calendar</p>			<p>Individual reading.</p>				<p>Christmas activities.</p>



--

--

--

--

--

--

--

--