












### CVC Word and Picture Matching Worksheets


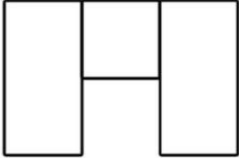

	
	
	
	


### CVC Writing Word Activity Sheet

 Read it **pop**

 Say it


 Write it *pop pop*

 Fill the space  

 Colour it


Spell it 


--	--	--


 Cut out 


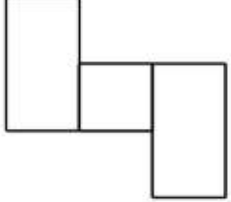
o	p	p
---	---	---


### CVC Writing Word Activity Sheet

 Read it **dig**

 Say it


 Write it *dig dig*

 Fill the space 

 Colour it


Spell it 

--	--	--





 Cut out 

d	g	i
---	---	---


### CVC Word and Picture Matching Worksheets


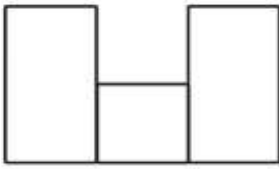
	
	
	
	



### CVC Word and Picture Matching Worksheets

			
<b>map</b>	<b>fin</b>	<b>van</b>	<b>mat</b>

### CVC Writing Word Activity Sheet


 Write it bed bed

 Fill the space 

 Colour it **bed**  



Spell it 


--	--	--


 Cut out 


d	e	b
---	---	---

### CVC Writing Word Activity Sheet



 Read it **van**

 Say it

 Write it van van


 Fill the space 

--	--	--

 Colour it **van**  






Spell it 



























--	--	--

 Cut out 

a	v	n
---	---	---

### CVC Word and Picture Matching Worksheets

	<b>bug</b>
	<b>web</b>
	<b>log</b>
	<b>red</b>

<p>a</p>  <p>Around the apple and down the leaf.</p>	<p>b</p>  <p>Down the laces to the heel and around the toe.</p>	<p>c</p>  <p>Curl around the caterpillar.</p>	<p>d</p>  <p>Around the dinosaurs bottom, up his tall neck &amp; down to his toes.</p>	<p>e</p>  <p>Lift off the top and scoop out the egg.</p>	<p>f</p>  <p>Down the stem and draw the leaves.</p>
<p>g</p>  <p>Around the girls face, down her hair and give her a curl.</p>	<p>h</p>  <p>Down the head, to his hooves and over his back.</p>	<p>i</p>  <p>Down the body and dot for the head.</p>	<p>j</p>  <p>Down his body, curl, dot for his head.</p>	<p>k</p>  <p>Down the kangaroo's body tail and leg.</p>	<p>l</p>  <p>Down the long leg.</p>
<p>m</p>  <p>Down Maisie, mountain, mountain.</p>	<p>n</p>  <p>Down Nobby and over his net.</p>	<p>o</p>  <p>All around the orange.</p>	<p>p</p>  <p>Down the pirates plait and around his face.</p>	<p>qu</p>  <p>Round her head, up past her earring, down her hair, and flick.</p>	<p>r</p>  <p>Down the robots back and curl over his arm.</p>
<p>s</p>  <p>Slither down the snake.</p>	<p>t</p>  <p>Down the tower, across the tower.</p>	<p>u</p>  <p>Down and under, up to the top and draw the puddle.</p>	<p>v</p>  <p>Down a wing, up a wing.</p>	<p>w</p>  <p>Down, up, down, up.</p>	<p>x</p>  <p>Down the arm and leg, repeat the other side.</p>
<p>y</p>  <p>Down a horn, up a horn and under head.</p>	<p>z</p>  <p>Zig-zag-zig.</p>				



**dig**

---


---

---

---

---

---



**cat**

---

---

---

---

---

---



**bun**

---

---

---

---

---

---



**man**

---

---

---

---

---

---



**dog**

---


---

---

---

---

---



**hen**

---

---

---

---

---

---



**bug**

---

---

---

---

---

---



**pin**

---

---

---

---

---

---

## Phase 2 Home Learning Challenges

Look at things around the room and say the sound they begin with. Can you hear the sound they end with too? Try writing some of them down.

Can you spell out any of the pictures? Tell your grown-up which sound it begins with and which sound it ends with. Do all the words have the same number of sounds?



Can you put the sounds on this page into the phoneme frames to make words?


Play a game with your grown-up. Take it in turns to give instructions. For example, 'Touch your f-ee-t' or 'Stand u-p'.

Can you look in a book and find any of these words? Which words did you spot the most?

the  
to  
I  
go  
no

Can you read the letters on this page and think of a word that begins with each one?

t	f
d	l
c	s
b	o

# Phase 3 Home Learning Challenges

Look at the things around the room. Can you spot any words that begin with any of these sounds? Can you hear the sound they end with too? Try writing some of them down.

**j v w y z**

Can you put the sounds on this page into the phoneme frames to make words?

--	--

--	--	--

--	--	--	--

Play a game with your grown-up. Ask your grown-up to read a sound to you. Can you write the sound down? You could use different colours.

Can you read the digraphs on this page and think of a word that includes each sound?

**igh**

**ow**

**air**

**ar**

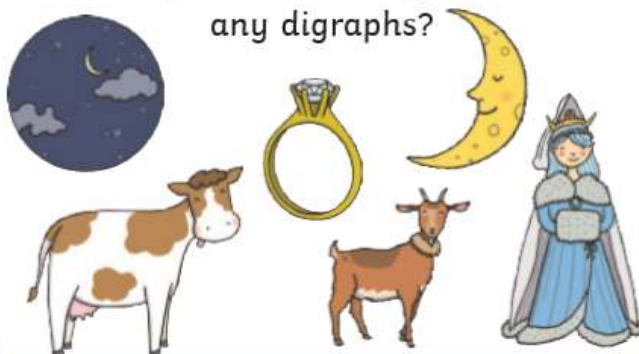
**ear**

**sh**

**ure**

**zz**

Can you spell out any of the pictures? Do all the words have the same number of sounds? Can you underline any digraphs?



Can you look in a book and find any of these words? Which words did you spot the most times?

**he**  
**she**  
**we**  
**me**  
**be**  
**you**

**all**  
**are**  
**her**  
**was**  
**they**  
**my**